

Project :

Date :

Cat No. :

Type :

Notes :

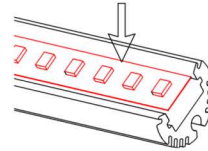
Volts :



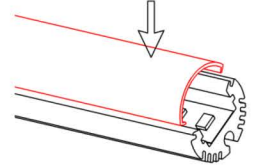
NTALB-08

Pendant mode

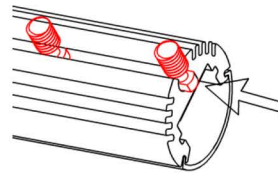
1. Stick the led strips



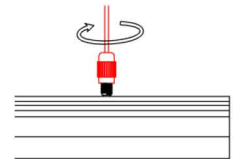
2. Install the diffused cover



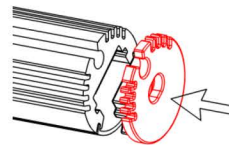
3. Slide the parts for hanging



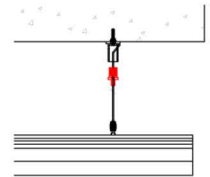
4. Lock the parts tightly



5. Install the end caps



6. Install the hanging cable parts



End cap with hole
End cap without hole



Aluminum profile



PMMA opal matte cover
PMMA semi-clear cover



Mounting clip(metal)



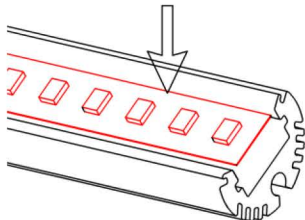
end caps with copper
column



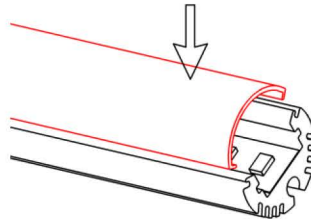
suspension wire(2m)

Steps of Installation wallmount mode

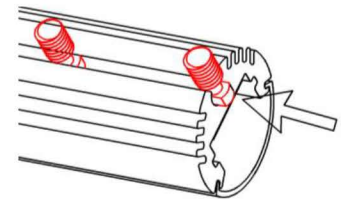
1. Stick the led strips



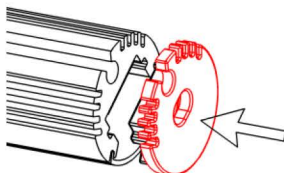
2. Install the diffused cover



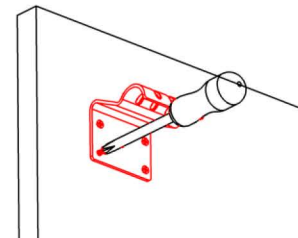
3. Slide the parts for wall mounting



4. Install the end caps



5. Mounting the bracket on the wall



6. Mounting the profile with bracket.

