

Project :

Date :

Cat No. :

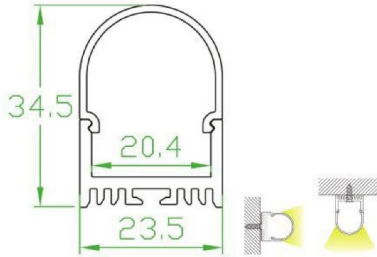
Type :

Notes :


Volts :




NTALB-44PC



End cap with hole
End cap without hole



Aluminum profile



PC diffused cover



Mounting clip(metal)




Steel wire



90 degrees joining
connector



90 degrees connecting




180 degrees joining connector



straight connecting

Steps of Installation

1. Stick the LED strip



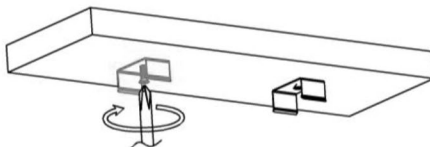
2. Press the diffused cover or lens



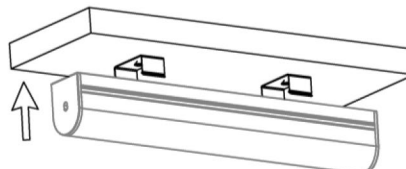
3. Install the end caps



4. Mounting the clip on the ceiling



5. Mounting the fixture with clip



6. Installation completed

