

Project :

Date :

Cat No. :


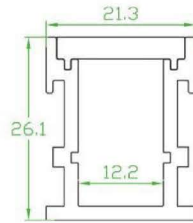
Type :

Notes :


Volts :




NTALB-34



End cap with hole
End cap without hole



Aluminum profile




PC diffused cover



DA Attache à fixation à pression

Steps of Installation

1. Stick the LED strip



2. Press the diffused cover



3. Insert the end caps



4. Stick the tape on the back of the profile



5. Install the profile on the groove



6. Installation completed

