

Project :

Date :

Cat. No. :

Type :

Notes :

Volts :

**Applications:**

Ideal for areas where intelligent and RGB LED solutions are required.

- For decor, ambiance and public safety.
- Architectural accentuation with warm, natural white and cool white.

Suitable for indoor architectural, hospitality, commercial and residential applications.

Look for other LEDIX IP56 rated products for outdoor applications.

**Housing:**

Standard

- 0.56W Cool white 5900K 36 lumens
- 0.42W Warm white 3100K 33 lumens
- 0.40W Natural white 4200K 43 lumens

**Finish:**

Available in:

- Stainless

**Options:**

Choose one of the following:

1. Standard (IP44)

**Mounting:**

Standard Timo series can be surface mount and only for 07 Timo with option are chosen, can be recessed.

**Certification :**

Conforms to ANSI/UL standard UL-2108  
Certified to CAN/CSA standard 22.2-9.0

**Power supply requirements:**

Requires a 12VDC output power supply and can also operate with a 14VDC source for automotive or RV applications.

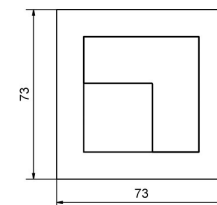

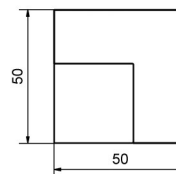
Leads, connectors and power supply are supplied separately.



06 Standard



07 Standard



**Ordering Matrix / Specification**

Model	Type	Installation	Voltage	Function(s)	Finish color	Color
NTWL	06= Timo 07= Timo (with square plate)	1- Surface	1 (12volts)	1- Standard	2- Stainless steel	1- Warm 2- Warm white 7- Natural white

**Natech Industrie**

1995 Francis Hughes, Laval, Qc, H7S 2G2: (450) 629-1169, F: (450) 629-1168, www.natechlighting.com, service@natechlighting.com

This specification is valid as of 2022-09 and is subject to change without notice. Please confirm with the manufacturer before placing an order.  
Copyright 2014 Natech Industrie. All rights reserved.