

Project :

Date :

Cat. No. :

Type :

Notes :

Volts :

Applications:

Ideal for areas where intelligent and RGB LED solutions are required.

- For decor, ambiance and public safety.
- Architectural accentuation with warm and cool white

Suitable for indoor architectural, hospitality, commercial and residential applications.

Look for other LEDIX IP56 rated products for outdoor applications.

Source:

0.56W Cool white 5900K 23 lumens
0.42W Warm white 3100K 15 lumens

Finish:

Available in:

- Graphite powder coated aluminium
- White
- Black

Options:

Choose one of the following:

1. Standard (IP44)

Mounting:

Standard Sona 14 can be only semi recessed with clips.

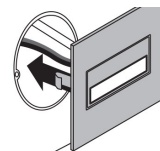
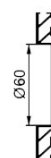
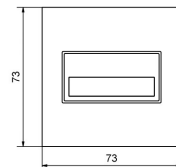
Certification :

Conforms to ANSI/UL standard UL-2108
Certified to CAN/CSA standard 22.2-9.0

Power supply requirements:

Requires a 12VDC output power supply and can also operate with a 14VDC source for automotive or RV applications.

Leads, connectors and power supply are supplied separately.



2. semi recessed with clips

Ordering Matrix / Specification

Model	Type	Installation	Voltage	Function(s)	Finish color	Color
NTWL			1 (12volts)			
	14= Sona (with square plate)	2- Semi-recessed		1- Standard	3- Graphite 5- White 6- Black	1- White 2- Warm white



Natech Industrie

1995 Francis Hughes, Laval, Qc, H7S 2G2: (450) 629-1169, F: (450) 629-1168, www.natechlighting.com, service@natechlighting.com

This specification is valid as of 2022-09 and is subject to change without notice. Please confirm with the manufacturer before placing an order.
Copyright 2014 Natech Industrie. All rights reserved.